



LL7901



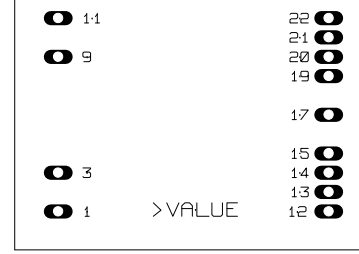
LL1524



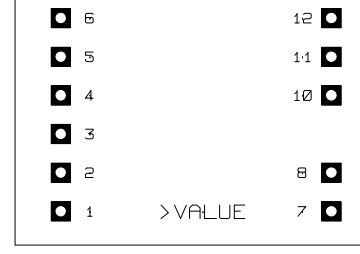
LL7401



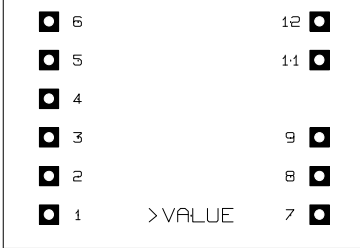
LL1560




LL1539




LL1517



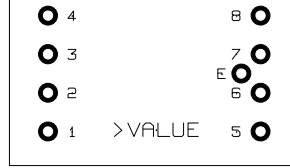
LL5402



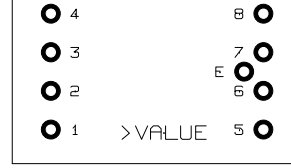
LL1538



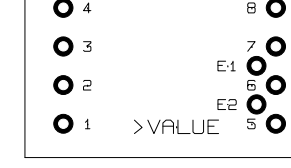
LL1540




LL1528



LL1527A



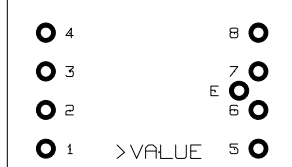
LL1578



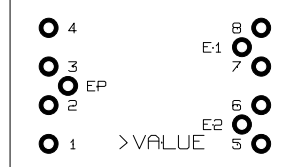
LL1576



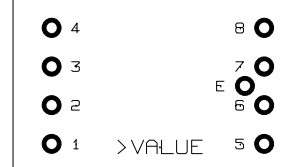
LL1527



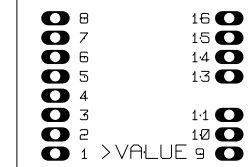
LL1571



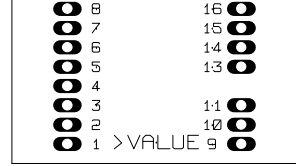
LL1530



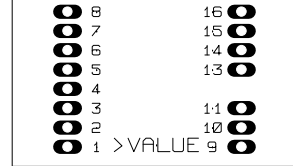
LL1555



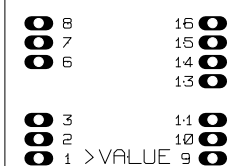
LL1545A



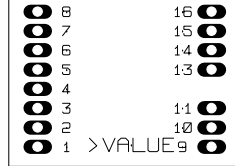
LL1544A



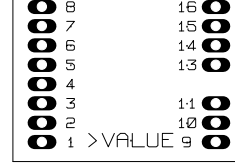
LL2811



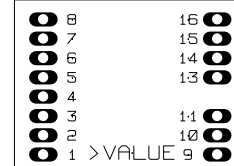
LL1646



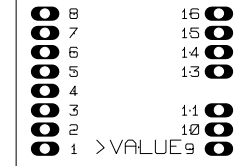
LL9206



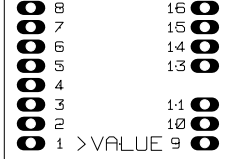
LL1550



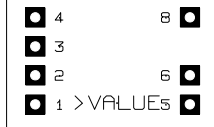
LL1636



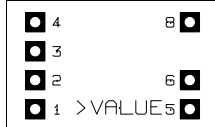
LL1554



LL7101



LL1531



LL6404



Gerado por Mod2mod.exe v 0.81 beta-teste
D:\kicad\convertidos\placas\lundahl.brd

Renie S. Marquet

Title: Teste Mod2mod gerando guia de footprints

Size: A4 Date: 6 dec 2007

Rev: 0.1

KiCad E.D.A. PCBNEW (2007-11-19)

Sheet: 1/1