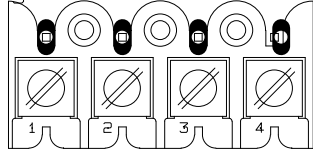
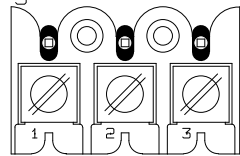


con-wago-500-W23



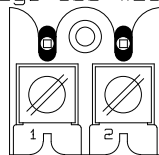
>VALUE

con-wago-500-W23



>VALUE

con-wago-500-W23



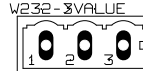
>VALUE

W232ST

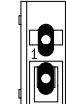


>VALUE

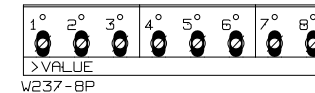
W232-3VALUE



W236-1

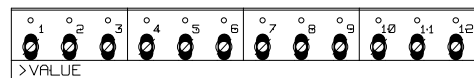


>VALUE

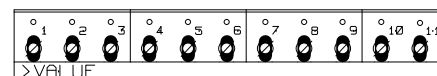


>VALUE

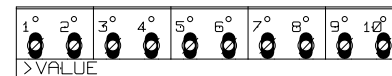
W237-8P



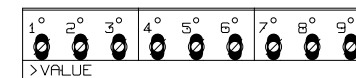
W237-12P



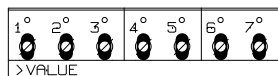
W237-11P



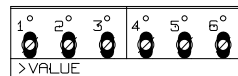
W237-10P



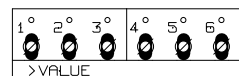
W237-9P



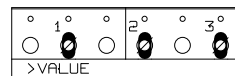
W237-7P



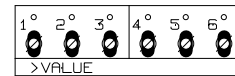
W237-6P



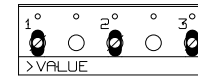
con-wago-500-W23



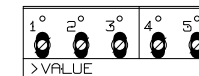
con-wago-500-W23



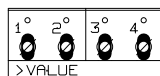
con-wago-500-W23



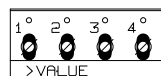
W237-3N



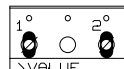
W237-5P



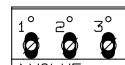
W237-4P



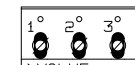
con-wago-500-W23



W237-2N



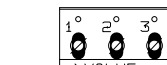
W237-3E



W237-133



con-wago-500-W23



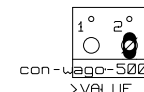
con-wago-500-W23



W237-132



con-wago-500-W23



con-wago-500-W23

Gerado por Mod2mod.exe v 0.81 beta-teste
D:\kicad\convertidos\placas\con-wago-508.brd

Renie S. Marquet

Title: Teste Mod2mod gerando guia de footprints

Size: A4 Date: 6 dec 2007

Rev: 0.1

KiCad E.D.A. PCBNEW (2007-11-19)

Sheet: 1/1