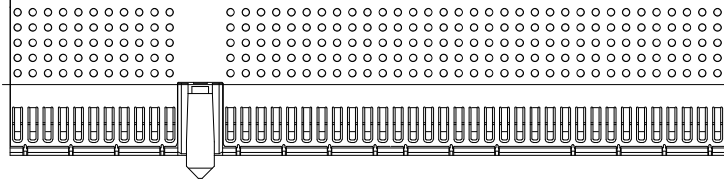
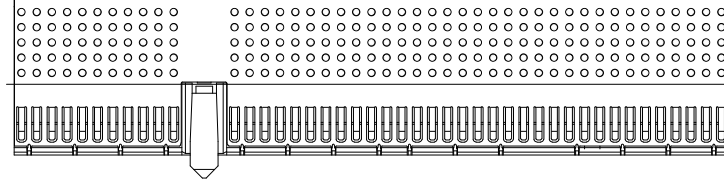


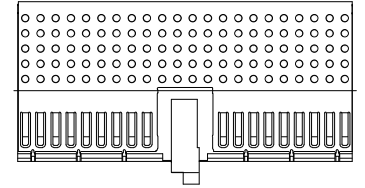
104734 >VALUE



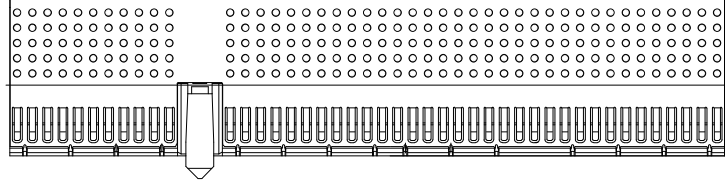
104732 >VALUE



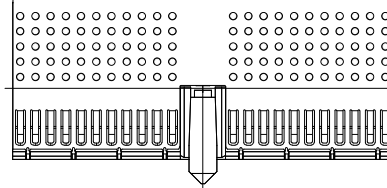
114809 >VALUE



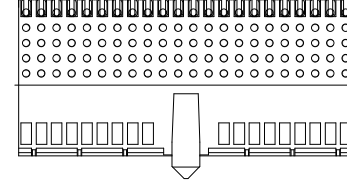
104733 >VALUE



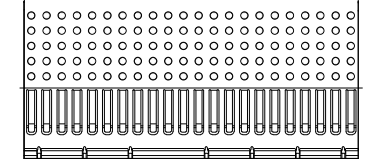
064176 >VALUE



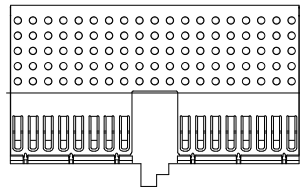
104933 >VALUE



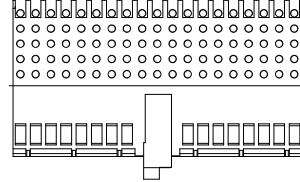
064785 >VALUE



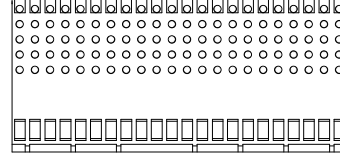
134075 >VALUE



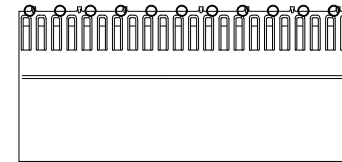
114529 >VALUE



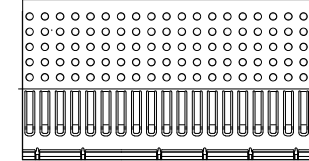
914797 >VALUE



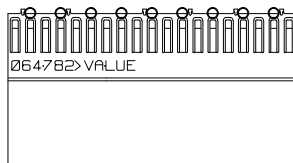
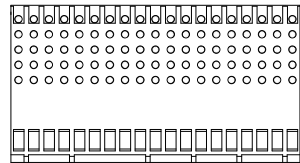
064783 >VALUE



064784 >VALUE

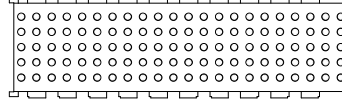


914794 >VALUE

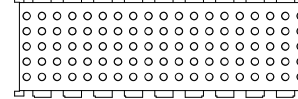


064782 >VALUE

114134 >VALUE



114133 >VALUE



Gerado por Mod2mod.exe v 0.81 beta-teste
D:\kicad\convertidos\placas\con-cpci.brd

Renie S. Marquet

Title: Teste Mod2mod gerando guia de footprints

Size: A4 Date: 6 dec 2007

Rev: 0.1

KiCad E.D.A. PCBNEW (2007-11-19)

Sheet: 1/1