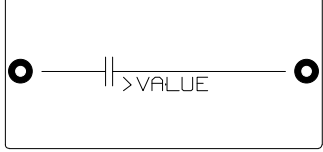


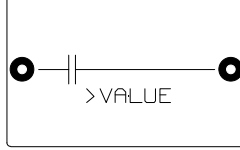
C37.5B20



C37.5B19



C27.5B20



C37.5B15



C27.5B17



C27.5B15



C27.5B13



C27.5B11



C22.5B11



C27.5B9



C22.5B10



C22.5B8



C22.5B7



C22.5B6



C15B9



C15B8



C15B7



C10-15B6



C15B6



C15B5



C10B6



C10B5



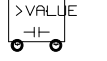
C7-10B5



C7.5B6



C5B2.5L



C5B7.2



C10B4



C7.5B5



C7.5B4



C2.5/5-6



C5B5.5



C5B5



C2.5/5-5



C5B4.5



C7.5B3



C2.5-6



C2.5/5-4



C5B3.5



C5B3



C2.5-5



C5B2.5



C2.5/5-2



C2.5-4



C2.5-3



C2.5-2



Gerado por Mod2mod.exe v 0.81 beta-teste
Bibliotecas originais em library.oshec.org
C:\kicad\convertidos\placas\capacitor-wima.brd

Renie S. Marquet

Title: Teste Mod2mod gerando guia de footprints

Size: A4 Date: 12 aug 2007

Rev: 0.1

KiCad E.D.A. PCBNEW (2007-11-19)

Sheet: 1/1